



**OME H30 E2,5**

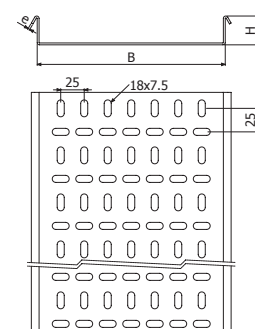


L = 2 m (6,56 ft)

	B		H		e	GC	
	mm	inch	mm	inch		REF.	(kg/m)
OME 50x30x2,5 2M	50	2"	30	1 1/6"	2,5	2/0454	2,39
OME 100x30x2,5 2M	100	4"	30	1 1/6"	2,5	2/0455	3,22
OME 150x30x2,5 2M	150	6"	30	1 1/6"	2,5	2/0456	4,05
OME 200x30x2,5 2M	200	8"	30	1 1/6"	2,5	2/0457	4,88
OME 300x30x2,5 2M	300	12"	30	1 1/6"	2,5	2/0458	6,53

2 x JUE 25 (2/3187 - GC)

**A** OME = U



**OME H50 E2,5**

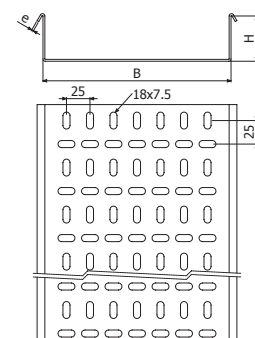


L = 2 m (6,56 ft)

	B		H		e	GC	
	mm	inch	mm	inch		mm	REF.
OME 50x50x2,5 2M	50	2"	50	2"	2,5	2/0462	3,22
OME 100x50x2,5 2M	100	4"	50	2"	2,5	2/0463	4,04
OME 150x50x2,5 2M	150	6"	50	2"	2,5	2/0464	4,87
OME 200x50x2,5 2M	200	8"	50	2"	2,5	2/0465	5,70
OME 300x50x2,5 2M	300	12"	50	2"	2,5	2/0466	7,17
OME 400x50x2,5 2M	400	16"	50	2"	2,5	2/0467	9,23
OME 500x50x2,5 2M	500	20"	50	2"	2,5	2/0468	10,77
OME 600x50x2,5 2M	600	24"	50	2"	2,5	2/4505	12,42

2 x JUE 45 (2/3655 - GC)

**A** OME = U



**OME REPSOL**

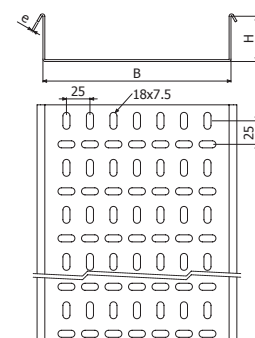


L = 2 m (6,56 ft)

	B		H		e	GC80	
	mm	inch	mm	inch		mm	REF.
OME 50x30x2 2M	50	2"	30	2"	2	2/0413	1,98
OME 100x30x2 2M	100	4"	30	2"	2	2/5513	2,65
OME 150x30x2 2M	150	6"	30	2"	2	2/0415	3,33
OME 200x50x2 2M	200	8"	50	2"	2	2/3219	4,77
OME 300x50x2,5 2M	300	12"	50	2"	2,5	2/0466	7,17
OME 400x50x2,5 2M	400	16"	50	2"	2,5	2/0467	9,23
OME 600x50x2,5 2M	600	24"	50	2"	2,5	2/4505	12,42

2 x JUE 25/45 (2/14941-GC80 // 2/15065-GC80)

**A** OME = U



**OMEL REPSOL ED-P 11.02-1**



L = 2 m (6,56 ft)



	B		H		e	GC80	
	mm	inch	mm	inch		mm	REF.
OMEL 100x30x2 2M	100	4"	30	1 1/6"	2	2/5968	2,81
OMEL 200x50x2 2M	200	8"	50	2"	2	2/5967	4,93
OMEL 300x50x2,5 2M	300	12"	50	2"	2,5	2/5966	7,98
OMEL 400x50x2,5 2M	400	16"	50	2"	2,5	2/5965	9,81
OMEL 600x50x2,5 2M	600	24"	50	2"	2,5	2/6338	13,46

2 x JUE 25/45 (2/14941-GC80 // 2/15065-GC80)

**A** OME = U

